



Template for Script HYIP Manager Pro GC

Documentation

Contents

1. [Introduction](#)
2. [How it works](#)
3. [Installation](#)
4. [Template Customizations](#)
5. [Do you need support?](#)

Introduction

Hello! Thanks for purchasing in Template Rex!

We hope you enjoy this Template, if you find any error, have recommendations for new features or any questions about a purchase., you can contact me at hey@templatere.com!
I promise I don't bite. :)

Our templates are compatible with any version of the Gold Coders HYIP Manager Pro Script, the templates developed by Template Rex have attractive designs to make your project more successful.

Please note, this template is designed using HTML / CSS / JS when making the purchase it includes all the code so you can customize it easily and change the images you want.





How it works

Our templates are ready to work with any version of Gold Coders HYIP Manager Script are fully compatible, you should only have previously prepared your script installation and upload our template to your server where you have made the installation of the script and unzip it in the correct directory.

We have developed the templates with different technologies based mainly on HTML / CSS / JS along with different frameworks, and optimizing the load of them, which is important since we look for the balance between an excellent design of impact and optimization in the load of the template.

We focus on being Responsive so your customers can see without problem your project from PC, Table or mobile which will facilitate navigation in it.



Before Install

Before installing our template remember that it is developed for the Gold Coders HYIP Manager Pro Script.

HYIP Manager Pro Script. Requirements.



HYIP Manager is a package for investment sites. This software helps you to create and manage your own HYIP with ease. **Automatic withdrawal, instant payment and mass payment included.** The combination of price, features, performance and security are the best on the current market.

Requirements:

- Any platform (Win/Linux/other)
- PHP 5.3(or more) + Ioncube Loader
- Curl extension
- GD extension (recommended)
- MySQL database
- [Security tips](#)

Common question:

- Does it work with php 5.3+ and mysql 5+?
- Script work with any php version from 5.3 to 5.5

You must have your HYIP Manager Pro Script previously installed and configured.

If you do not have the HYIP Manager Pro Script, you will not be able to install this template since it is necessary to have the Script installed first.

We sell on our website the HYIP Manager Pro Script updated to the latest version which has a “medicine” license that allows it to be installed on multiple websites with a single copy at an excellent affordable price, so you can start your own investment project.

<http://www.templaterex.com/product/script-gold-coders-hyip>

We also offer the 100% original licensed version at a reduced price!

<https://www.templaterex.com/product/script-gold-coders-hyip-original-license-for-single-domain/>



Installation

Install the template in a simple way is ready to work with your Script Gold Coders Manager.

Upload the template .zip the file to the server, either by FTP or file manager of your server.

1.Check that the template is in .ZIP before beginning the upload.



TemplateRex-Template-Example

2.Upload the .ZIP using an FTP or file manager to the directory where the Gold Coders Manager Script is installed.

☐ Overwrite existing files

Drop files here to start uploading

or

Select File

TemplateRex-Template-Example.zip

18%

816 KB / 4.42 MB (18%) complete

3.You will have uploaded to the Template root directory as shown below.

Home Up One Level Back Forward Reload Select All Unselect All View Trash Empty Trash				
Name	Size	Last Modified	Type	Permissions
.well-known	4 KB	Jul 2, 2019, 9:04 PM	http/unix-directory	0755
fonts	4 KB	Yesterday, 2:55 AM	http/unix-directory	0755
images	4 KB	Yesterday, 2:55 AM	http/unix-directory	0755
inc	4 KB	Yesterday, 2:55 AM	http/unix-directory	0755
tmpl	4 KB	Yesterday, 2:55 AM	http/unix-directory	0755
tmpl_c	16 KB	Yesterday, 6:55 AM	http/unix-directory	0755
.ftpquota	14 bytes	Aug 18, 2019, 9:17 AM	text/x-generic	0644
.htaccess	288 bytes	Yesterday, 2:56 AM	text/x-generic	0644
admin.php	1.66 MB	Aug 15, 2019, 8:26 AM	application/x-httpd-php	0644
error_log	4.9 KB	Yesterday, 3:15 AM	text/x-generic	0644
favicon.ico	1.12 KB	Aug 11, 2019, 10:47 PM	image/x-generic	0644
index.php	1.78 MB	Aug 15, 2019, 8:26 AM	application/x-httpd-php	0644
settings.php	15.02 KB	Yesterday, 3:16 AM	application/x-httpd-php	0644
style.css	2.35 KB	May 31, 2019, 8:58 AM	text/css	0644
TemplateRex-Template-Example.zip	4.42 MB	Aug 27, 2019, 12:09 AM	package/x-generic	0644

4. Proceed to unzip your template in the root directory, this process will write some files to work the template correctly.

Home Up One Level Back Forward Reload Select All Unselect All View Trash Empty Trash				
Name	Size	Last Modified	Type	Permissions
fonts	4 KB	Yesterday, 2:55 AM	httpd/unix-directory	0755
images	4 KB	Yesterday, 2:55 AM	httpd/unix-directory	0755
inc	4 KB	Yesterday, 2:55 AM	httpd/unix-directory	0755
tmpl	4 KB	Yesterday, 2:55 AM	httpd/unix-directory	0755
tmpl_c	16 KB	Yesterday, 6:55 AM	httpd/unix-directory	0755
.ftpquota	14 bytes	Aug 18, 2019, 9:17 AM	text/x-generic	0644
.htaccess	288 bytes	Yesterday, 2:56 AM	text/x-generic	0644
admin.php	1.66 MB	Aug 15, 2019, 8:26 AM	application/x-httpd-php	0644
error_log	4.9 KB	Yesterday, 3:15 AM	text/x-generic	0644
favicon.ico	1.12 KB	Aug 11, 2019, 10:47 PM	image/x-generic	0644
index.php	1.78 MB	Aug 15, 2019, 8:26 AM	application/x-httpd-php	0644
settings.php	15.02 KB	Yesterday, 3:16 AM	application/x-httpd-php	0644
style.css	2.35 KB	May 31, 2019, 8:58 AM	text/css	0644
TemplateRex-Template-Ex	4.42 MB	Aug 27, 2019, 12:09 AM	package/x-generic	0644

Download

View

Move

Copy

Rename

Change Permissions

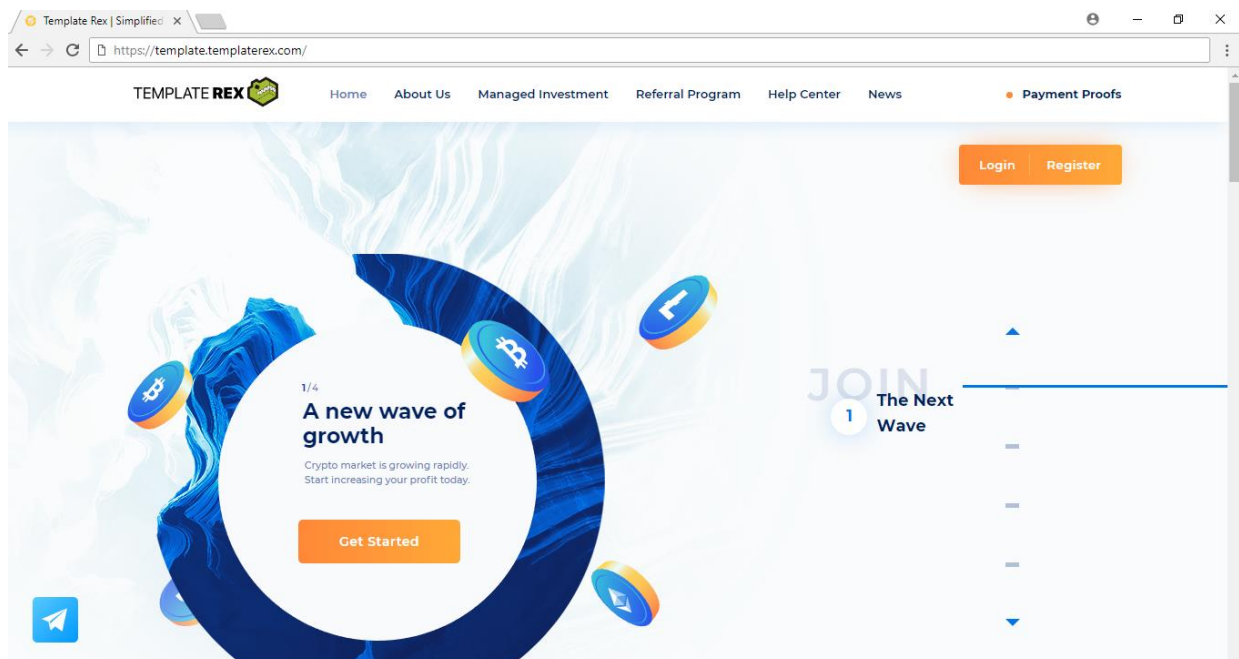
Delete

Extract

Compress

5. If you have done the steps correctly and you have decompressed the template in the root of the installation of the script on your server, you can see the design you chose on your website running and ready to enjoy your new look! Cheers!!!

EXAMPLE Template Working (According to the design you purchased it will be reflected):



6. To set the email in your template please go to your administrator in HYIP Manager Pro and enter your support email so that your email is displayed on the website.



Other settings:	
Reverse left and right columns:	<input type="text" value="No"/>
Deny registrations:	<input type="text" value="No"/>
Double opt-in during registration:	<input type="text" value="No"/>
System e-mail:	<input type="text" value="hey@templatere.com"/>
Support e-mail:	<input type="text" value="hey@templatere.com"/>
Enable Calculator:	<input type="text" value="Yes"/>
Use double entry accounting:	<input type="text" value="Yes"/>
Show "Tell a friend" page:	<input type="text" value="No"/>
After user logout move him to:	<input type="text" value="Home"/>















Do you have problems with the installation?

Do not worry if for some reason the script is not displaying it on your website, these are some steps that will help.

STEP 1. Verify that the template when unzipping has been installed and replaced in the root directory of your hosting folders:

Styles
Tpl

THIS IS BAD

Home		↑ Up One Level	← Back	→ Forward	↻ Reload	<input checked="" type="checkbox"/> Select All	<input type="checkbox"/> Unselect All	🗑 View Trash	🗑 Empty Trash
Name	Size	Last Modified	Type	Permissions					
 .well-known	4 KB	Jul 2, 2019, 9:04 PM	httpd/unix-directory	0755					
 fonts	4 KB	Yesterday, 2:55 AM	httpd/unix-directory	0755					
 images	4 KB	Yesterday, 2:55 AM	httpd/unix-directory	0755					
 inc	4 KB	Yesterday, 2:55 AM	httpd/unix-directory	0755					
 TemplateRex-Template-Example	4 KB	Aug 27, 2019, 12:18 AM	httpd/unix-directory	0755					
 tmpl	4 KB	Yesterday, 2:55 AM	httpd/unix-directory	0755					
 tmpl_c	16 KB	Yesterday, 6:55 AM	httpd/unix-directory	0755					
 .ftpquota	14 bytes	Aug 18, 2019, 9:17 AM	text/x-generic	0644					
 .htaccess	288 bytes	Yesterday, 2:56 AM	text/x-generic	0644					
 admin.php	1.66 MB	Aug 15, 2019, 8:26 AM	application/x-httpd-php	0644					
 error_log	4.9 KB	Yesterday, 3:15 AM	text/x-generic	0644					
 favicon.ico	1.12 KB	Aug 11, 2019, 10:47 PM	image/x-generic	0644					
 index.php	1.78 MB	Aug 15, 2019, 8:26 AM	application/x-httpd-php	0644					
 settings.php	15.02 KB	Yesterday, 3:16 AM	application/x-httpd-php	0644					

STEP 2. You must move the contents of the folder to the root of your website:

File Manager

Search All Your Files for Go Settings

File Folder Copy Move Upload Download Delete Restore Rename Edit HTML Editor Permissions View Extract Compress

.sitepad

.softaculous

.spamassassin

.trash

.yarn

etc

logs

mail

public_ftp

public_html

YOUR-WEBSITE.COM

.well-known

fonts

images

js

inc

TemplateRex-Template-Example

tmpl

tmpl_c

ssl

tmp

Home Up One Level Back Forward Reload Select All Unselect All View Trash Empty Trash

Name	Size	Last Modified	Type	Permissions
styles	4 KB	Mar 31, 2019, 5:18 AM	httpd/unix-directory	0755
tmpl	4 KB	Mar 31, 2019, 5:18 AM	httpd/unix-directory	0755
Documentation Template Rex.pdf	565.72 KB	Jan 5, 2019, 7:52 AM	application/pdf	0644



Template Customizations



1. This template is fully customizable! You can customize 100% of the code according to the requirements of your project.
2. To customize this template you can do it for the content of images, logos, icons among others in the folder STYLES:




If you need to customize any page of your template you can do it by editing the corresponding page in TMPL:



It is important that once you make your customizations in the template purges/clears the cache in your browser to see the new changes applied you can use the key combination: CTRL+F5 to clear your cache!

3. Our customers can customize the pages, text, colors, logos, images among others will have to have knowledge in HTML, JS and CSS to make changes, they can hire a third party or finally they can hire us, send us your requirements we will indicate the price of the customization you need!




Do you need support?



1. By purchasing this product at www.templaterex.com you are entitled to 1 free installation for your website, just write us and we will install it for you!
2. Remember that your product have support by Template Rex for 1 month from the date of purchase.
3. We understand that many customers want to customize their product according to their project needs, but unfortunately our support does not extend to customizations that our customers want to make, however you can hire us to make your customizations!

We invite you to read our terms and conditions:

<https://www.templaterex.com/terms/#support>



Thank you for using our services. Remember that you can contact us!

<https://www.templaterex.com/contact/>

hey@templaterex.com